



# Maxi-Lift Inc.

ELEVATOR BUCKETS, BELTING & ACCESSORIES

CONDENSED PRODUCT GUIDE

800.527.0657



MAXILIFT.COM





## MAXI-LIFT: Creating Innovative Plastic Solutions with Empowered People

At Maxi-Lift, we are defined by our strong brands, innovative products, technical expertise and friendly customer service. These are just a few of the many reasons our customers consider us the global leaders in plastic and metal elevator buckets.

### GLOBAL LEADERS

Maxi-Lift manufactures and sells elevator buckets to customers in over 70 countries, and our client list continues to grow. We have stocking distributors throughout the world and our products fulfill the diverse needs of our clients. Our products are used on rice farms in Guyana, elevator upgrades in Romania, new feed plants in China, large river and port projects in North America, cement facilities in Mexico, and the largest soybean processing plants in Argentina. The Maxi-Lift name is known internationally for outstanding products and services. This is why we are proud to call ourselves the global leaders in the industry.

### BUCKETS WORTHY OF THE MAXI-LIFT NAME

Our customers demand the toughest, longest lasting buckets, which is why we manufacture the strongest brand names in the world,

**TIGER-TUFF, TIGER-CC, MAXI-TUFF, CC-MAX, HD-MAX and HD-STAX.** It's no surprise that the largest agricultural and industrial Fortune 500 companies ask for Maxi-Lift buckets by name.

### NOT ALL BUCKETS ARE CREATED EQUALLY

The Maxi-Lift offering of products is unmatched within the industry. Our buckets will outlast, out perform and carry more than our competitors. Maxi-Lift makes **over 700 different bucket sizes, shapes and materials**, designed to give our customers **longer life, better reliability, and a lower total cost of ownership**. Take a close look; while many buckets look similar, the fact remains that only Maxi-Lift gives you the reliability, performance, and value that you can measure. When looking for elevator buckets, don't be fooled by imitations. Our products consistently demonstrate the long-term value that is associated with the Maxi-Lift name.



## ENGINEERING, UPGRADING, AND TROUBLESHOOTING IS OUR BUSINESS

Maxi-Lift's free technical service can help you, no matter what type of problem you may be facing. We can help you design, analyze, evaluate, or validate the technical details of your bucket elevators. Maxi-Lift is here to help you solve your elevator problems. We specialize in troubleshooting existing elevators, assessing upgrade capacity for new demands, and verifying your existing elevator setup. No problem is too big or too small for our team. Contact us today to find out more about our technical services.

## OUR BUSINESS IS BUILT ON OUR CUSTOMERS

Our customers are the life blood of our business, and our long-term relationships are integral to our success. Not only do we develop, train and inspire our own team to grow, we want our relationships to grow as well. By working together and listening, we can solve your needs, provide better reliability, and lower the cost of operation. Don't simply take our word for it, see the difference yourself! Contact Maxi-Lift today to receive free samples, engineering support, or to place an order. Join thousands of Maxi-Lift customers, you too will love the results!

# **Maxi-Lift Inc.**





# AGRICULTURAL PRODUCT LINES

Products, Materials & Applications



BEST



**TIGER-TUFF (Polyethylene)**  
Food Grade Applications



**TIGER-TUFF (Nylon)**  
Hot, Abrasive Applications



**TIGER-TUFF (Urethane)**  
Sticky, Abrasive Applications

BEST



**TIGER-CC (Polyethylene)**  
Food Grade Applications



**TIGER-CC (Nylon)**  
Hot, Abrasive Applications



**TIGER-CC (Urethane)**  
Sticky, Abrasive Applications

GREAT



**HD-MAX (Polyethylene)**  
Food Grade Applications



**HD-MAX (Nylon)**  
Hot, Abrasive Applications



**HD-MAX (Urethane)**  
Sticky, Abrasive Applications

GREAT



**CC-MAX (Polyethylene)**  
Food Grade Applications



**CC-MAX (Nylon)**  
Hot, Abrasive Applications



**CC-MAX (Urethane)**  
Sticky, Abrasive Applications

GOOD



**HD-STAX - Stackable (Polyethylene)**  
Food Grade Applications




**DURA-BUKET (Polyethylene)**  
Food Grade Applications



**STANDARD DUTY CC, CC DIGGER (Steel)**  
Clears Packed Materials

OTHER PRODUCTS



**Elevator Belting**  
Rubber Grain, Rubber Grade 2, EPDM, PVC



**Belt Splices**



**Bolts & Accessories**



**Pulleys & Lagging**



**Hanger Bearings**

# INDUSTRIAL PRODUCT LINES

Products, Materials & Applications

**BEST**



**TIGER-TUFF (Nylon)**  
Hot, Abrasive Applications



**TIGER-TUFF (Urethane)**  
Sticky, Abrasive Applications



**TIGER-TUFF (Polyethylene)**  
Food Grade Applications

**BEST**



**TIGER-CC (Nylon)**  
Hot, Abrasive Applications



**TIGER-CC (Urethane)**  
Sticky, Abrasive Applications



**TIGER-CC (Polyethylene)**  
Food Grade Applications

**GREAT**



**MAXI-TUFF AA (Nylon)**  
Hot, Abrasive Applications



**MAXI-TUFF AA (Urethane)**  
Sticky, Abrasive Applications



**MAXI-TUFF AA (Polyethylene)**  
Food Grade Applications

**GREAT**



**MAXI-TUFF MF (Nylon)**  
Hot, Abrasive Applications



**MAXI-TUFF MF (Urethane)**  
Sticky, Abrasive Applications



**MAXI-TUFF MF (Polyethylene)**  
Food Grade Applications

**DUCTILE IRON**



**DI-MAX AA, AC (Ductile Iron)**  
Hot, Abrasive Applications

**FABRICATED STEEL**



**AA FABRICATED STEEL**  
Centrifugal Discharge



**AC FABRICATED STEEL**  
Powdery Applications

**FABRICATED STEEL**



**SC FABRICATED STEEL**  
Super Capacity



**MF, HF & LF FABRICATED STEEL**  
Continuous Style



**ACS FABRICATED STEEL**  
Saddle Bag Style

# HOW TO ORDER BUCKETS

## Measuring, Style, Venting & Material Options



STEP 1. Measure Your Elevator Bucket

Most manufacturers identify part sizes by molding dimensions into the bottom of the elevator bucket.

LENGTH = 12 7/8"

The bucket length is measured at the back mounting surface. Lay the bucket on its back for actual measurement dimensions.

PROJECTION = 8 7/8"

Projection is measured vertically to the lip, as it would project from the belt or chain.

DEPTH = 8 1/4"

Depth is measured for the overall side profile dimension.

STEP 2. Select Your Bucket Style

There are two main categories of elevator buckets; agricultural and industrial. Our agricultural buckets are located on pages 12-17 and the industrial buckets are on pages 18-22. More styles are available online at maxilift.com.

TIGER-TUFF

Maximum Duty: Agricultural

TIGER-CC

Maximum Duty: Agricultural

HD-STAX

Heavy Duty Stackable: Agricultural

HD-MAX

Heavy Duty: Agricultural

CC-MAX

Heavy Duty: Agricultural

MAXI-TUFF

Heavy Duty: Industrial

STEP 3. Choose Your Bucket Material

Buckets are available in the following materials, plus ductile iron and steel for industrial applications.

	POLYETHYLENE	NYLON	URETHANE	FDA NYLON
Color				
Application	Grain & Food Products	Hot, high impact, abrasive dense products	Heavy abrasion, sticky materials	Hot, high impact, abrasive food grade products
Temperature Range	-60° F to + 180° F (210° F Intermittent)	-60° F to + 300° F (350° F Intermittent)	-60° F to + 180° F (210° F Intermittent)	-60° F to + 300° F
FDA Approved Material	Yes	No	Yes	Yes
Comments	Economical, high density polyethylene. FDA approved material for handling food grade products.	Best for high heat applications, with tough impact and abrasion needs.	Most flexible and abrasion resistant. Resists product sticking and sharp cutting particles.	Best for high heat food grade applications, with tough impact and abrasion needs.

STEP 4. Pick Your Bucket Vent Pattern

(Call for Industrial Bucket venting recommendations)

Venting an elevator bucket aids in bucket fill and discharge with light, fluffy materials. Lightweight, fluffy materials, and those that are extremely dense or flow poorly can be difficult to handle in bucket elevators at high speeds. Because these materials tend to trap air when being handled by an elevator bucket, it is necessary to provide air relief to assist in their filling and discharge. Materials in this category might be various flours, meals, feed mash or screenings. As these materials enter the bucket, air is released through a series of vent holes in the bottom of the bucket allowing for a more complete fill. These vent holes also allow air to re-enter the bucket, which facilitates full release of product into the discharge. **Standard hole diameter is equal to the size of the bolt mounting holes for Vent Pattern #1. All other vent patterns have 11/32 diameter holes unless otherwise requested by customer.**

#1 VENT - Same holes in body as bolt mounting holes.

#2 VENT - One row of holes on 1-1/8" centers

#3 VENT - Two rows of holes on 1-1/8" centers

#4 VENT - Same as #3, plus three holes in each end cap.

CUSTOM VENT - Vented as required

STEP 5. Contact Maxi-Lift For Quote

Your Maxi-Lift Sales Representative will be glad to assist you with any questions or quote requests you have. You can reach us by calling 972-735-8855 or emailing us at [info@maxilift.com](mailto:info@maxilift.com).



# ELEVATOR BUNDLES

Belting, Buckets, Splices & Bolts

**ML**  
BUNDLES

# ELEVATOR BUNDLES

## BUNDLES

BUCKETS, BELTING & ACCESSORIES

**ONE SOURCE, ONE SHIPMENT  
AND ONE INVOICE!**

### PREPARED BY EXPERTS

ONE CALL PUTS OUR TEAM OF EXPERTS IN MOTION, BUILDING YOUR EXACT PACKAGE OF COMPONENTS FOR YOUR BUCKET ELEVATOR.

### MATCHED TO FIT

YOU GET OUR BELTING, OUR BUCKETS, AND OUR HARDWARE PERFECTLY MATCHED FOR A SMOOTH INSTALLATION. WORRY FREE. NO ONE ELSE CONTROLS ALL THREE.

### MADE TO LAST

ONLY TOP TIER BELTING IS SOLD WITH OUR BEST SELLING LINE OF ELEVATOR BUCKETS. NO CORNERS CUT HERE. BUY THE BEST, FROM THE BEST.




### CALL US FOR...

- Industry Leading Agricultural and Industrial Elevator Buckets
- A Complete Line of Rubber and PVC Elevator Belting from North American Manufacturers
- The Full Range of Maxi-Splice Belt Fastening Systems
- A Complete Selection of Elevator Bolts and Fasteners



Buckets



Belting



Belt Splices



Elevator Bolts

# GRAIN & FOOD BELTING


## Rubber Grain & PVC

### RUBBER GRAIN & PVC BELTING


**PREMIUM GRAIN BELT - MSHA 2G / OSHA 284** - Premium rubber grain belt with the highest oil resistance and lowest stretch, designed for the grain industry where oily grains and mineral or vegetable oil dust suppressive sprays come in contact with the belt.

**OR-SC-FR - MSHA 2G / OSHA, ISO 284** - Oil Resistant, Static Conductive and Flame Resistant grain rubber belt ideal for handling crushed grains, rice, fertilizers, animal feeds and oil treated grains.


**PVC, BLACK & WHITE - MSHA 2G / OSHA, ISO 284** - General purpose solid woven PVC cover x cover belt, with FDA and PVGE options, that is ideal for handling whole grains, rice, fertilizers, refined sugars and animal feeds.



**RUBBER (Premium) 3/330, 4/440, 3/600, 4/800**  
(Standard) 220, 330, 440, 600, 800



**PVC (Standard) 200, 250, 350, 450, 600**



**PVC (Food & Grain) 200, 350, 400**  
White & Black. Also available in FDA White

RUBBER GRAIN & PVC BELTING (STANDARD STOCK)**													
Application	Style	Material	Grade	Rated Working Tension (lbs/in)	Rated Working Tension (N/mm)	Nominal Overall Gauge (in)	Nominal Overall Gauge (mm)	Nominal Weight (PIW)	Nominal Weight (kg/sq. m)	Suggested Minimum Pulley (in)	Suggested Minimum Pulley (mm)	Maximum Bucket Projection (in)	Maximum Bucket Projection (mm)
Premium Grain	Prem 3 / 330	Rubber	Premium	330	600	0.303	7.70	0.175	10.25	16	400	8	229
	Prem 4 / 440	Rubber	Premium	440	800	0.354	8.99	0.2	11.71	20	500	10	279
	Prem 3 / 600	Rubber	Premium	600	1050	0.376	9.55	0.205	12.00	18	450	11	279
	Prem 4 / 800	Rubber	Premium	800	1400	0.465	11.81	0.24	14.05	20	500	12	305
Grain	2 / 220	Rubber	Standard	220	400	0.25	6.35	0.145	8.49	14	350	6	152
	3 / 330	Rubber	Standard	330	600	0.3	7.62	0.175	10.25	16	400	8	203
	4 / 440	Rubber	Standard	440	800	0.351	8.92	0.2	11.71	20	500	10	254
	3 / 600	Rubber	Standard	600	1050	0.365	9.27	0.205	12.00	20	500	10	254
	4 / 800	Rubber	Standard	800	1400	0.435	11.05	0.46	26.94	30	750	11	279
	PVC 200	PVC / PVGE	Standard	200	350	0.24	6.10	0.133	7.79	4	100	5	127
	PVC 250	PVC / PVGE	Standard	250	430	0.26	6.6	0.146	8.54	6	150	6	150
	PVC 350	PVC / PVGE	Standard	350	600	0.3	7.62	0.167	9.78	8	200	8	203
	PVC 450	PVC / PVGE	Standard	450	800	0.36	9.14	0.2	11.71	10	250	9	229
	PVC 600	PVC / PVGE	Standard	600	1050	0.375	9.53	0.23	13.47	12	300	10	254
Food / Grain	PVC 200	PVC	White	200	350	0.24	6.10	0.133	7.79	4	100	5	127
	PVC 350	PVC	White	350	600	0.3	7.62	0.167	9.78	8	200	8	203
	PVC 450	PVC	White	450	800	0.36	9.14	0.2	11.71	10	250	9	229

\* Belt tables are for general use only, specific manufacturer's data is available upon request.

**\*\* Items above are standard stock. Other belts may be in stock. Please contact Maxi-Lift for information on additional belts.**



# INDUSTRIAL BELTING

## Grade 2, EPDM

### INDUSTRIAL GRADE 2 & EPDM BELTING

#### ABRASION RESISTANT BELTING - INDUSTRIAL APPLICATIONS - SBR - Grade 2, Grade 1 Compounds


General purpose plied rubber belting ideal for handling harsher industrial applications like aggregates, cement, fly ash, minerals, salt and raw sugar.

**HIGH TEMP EPDM - 400HT & 700HT** - Premium high temperature plied rubber belting ideal for handling silica sand, aggregates, fly ash, cement and other bulk materials in drying facilities.

### PREMIUM GRADE ALL EPDM



**Pure EPDM Covers** - Heat resistant cover resists cracking and hardening



**Premium HT Fabrics** - High temperature resistance to tearing, abrasion and stretching



**Industrial Rubber Belting** - General purpose with very good abrasion, cut and gouge resistance.

### FEATURES & BENEFITS

**Heat-resistant cover resists cracking and hardening** - PURE EPDM belting covers perform over the long run while retaining flexibility despite punishing conditions and loads. Less cracking and hardening translates into longer life and reduced replacement costs.

**High-temperature resistance to tearing, abrasion and stretching** - Load after load, pure EPDM covers combined with treated HT fabric stand up to prolonged exposure. This reduced maintenance and downtime helps lower overall operating costs.

#### INDUSTRIAL GRADE 2 AND EPDM BELTING (STANDARD STOCK)\*\*

Application	Style	Material	Grade	Rated Working Tension (lbs/in)	Ultimate Tensile (N/mm)	Nominal Overall Gauge (in)	Nominal Overall Gauge (mm)	Nominal Weight (PIW)	Nominal Weight (kg/sq. m)	Suggested Minimum Pulley (in)	Suggested Minimum Pulley (mm)	Maximum Bucket Projection (in)	Maximum Bucket Projection (mm)
Industrial	2 / 220	Rubber	Grade 2	220	400	0.375	9.5	0.185	10.83	14	355	6	152
	3 / 330	Rubber	Grade 2	330	600	0.4375	11.11	0.215	12.59	16	400	8	203
	4 / 440	Rubber	Grade 2	440	800	0.5	12.70	0.275	16.10	20	500	9	229
	3 / 600	Rubber	Grade 2	600	1050	0.56	14.20	0.275	16.10	20	500	10	254
	4 / 800	Rubber	Grade 2	800	1400	0.6875	17.46	0.345	20.20	30	750	11	279
	3 / 600	Rubber	EPDM 400HT	600	1050	0.5	12.70	0.255	14.93	20	500	10	254
	4 / 800	Rubber	EPDM 400HT	800	1400	0.585	14.86	0.295	17.28	30	750	11	279
	3 / 600	Rubber	EPDM 700HT	600	1050	0.5	12.70	0.255	14.93	20	500	10	254
	4 / 800	Rubber	EPDM 700HT	800	1400	0.585	14.86	0.295	17.28	30	750	11	279

\* Belt tables are for general use only, specific manufacturer's data is available upon request.

**\*\* Items above are standard stock. Other belts may be in stock. Please contact Maxi-Lift for information on additional belts.**

# TIGER-TUFF® MAXIMUM DUTY

## High Speed Centrifugal Discharge 210 - 900 FPM

® The color orange, as applied to buckets, is a registered trademark of Maxi-Lift, Inc.



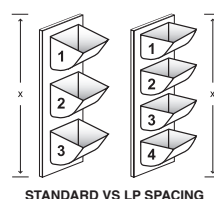
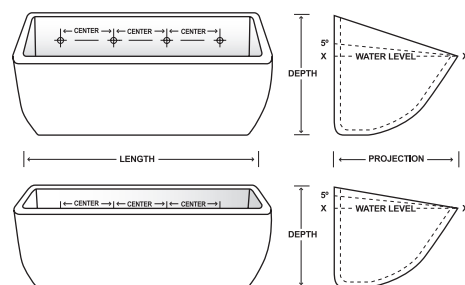
### TIGER-TUFF® Maximum Duty Elevator Bucket

The **TIGER-TUFF** is the original maximum duty elevator bucket, designed and engineered to increase bucket life and reduce breakage. This will reduce down time and lower maintenance costs. The **TIGER-TUFF** bucket has the thickest lip, back wall and corners to extend the life of the bucket. The most common applications include grain, fertilizers, pellets, corn, wheat, soybeans and other agricultural and light industrial applications. This is the best bucket for high volume applications. Minimum spacing is nominal projection + 1".

The **TIGER-TUFF Low Profile** has a reduced height modification for closer vertical spacing on the belt. The low profile system allows more buckets per foot of elevator belt. When upgrading to **TIGER-TUFF Low Profile** buckets, horsepower requirements must be evaluated due to increased capacity.

### FEATURES & BENEFITS

- Thicker Corners
- Thicker Walls, Heavy Front Lip for Digging
- Increases Elevator Capacity
- Cleaner Discharge
- High Impact / Abrasion Resistant
- Lowers Elevator Maintenance
- Decreases Elevator Down Time
- Extends Bucket Life
- Non-Corrosive, Non-Sparking



Mounting Holes and Venting to Your Specifications

### LOW PROFILE

BUCKET SIZE								PUNCHING, IN.				CAPACITY, CU. IN.		SIZE		CAP.
BUCKET SIZE	Length		Projection		Depth		Back Wall Thickness	Centers	# of Holes	Bolt Size	Top Down	Water Level	Usable 5 Deg.	Depth		Usable 5 Deg.
	in.	mm	in.	mm	in.	mm								in.	mm	
6 x 5	6-5/8	168	5-3/4	146	5	127	0.33	4-3/8	2	1/4	1-5/8	67.20	73.98	4	102	73.98
7 x 5	7-5/8	194	5-3/4	146	5	127	0.33	2-11/16	3	1/4	1-5/8	79.72	89.24	4	102	89.24
8 x 5	8-5/8	219	5-3/4	146	5	127	0.33	3-1/16	3	1/4	1-5/8	88.54	97.98	4	102	97.98
9 x 5	9-5/8	244	5-3/4	146	5	127	0.33	3-5/8	3	1/4	1-5/8	107.37	121.27	4	102	121.27
10 x 5	10-5/8	270	5-3/4	146	5	127	0.33	4-1/8	3	1/4	1-5/8	121.30	138.89	4	102	138.89
11 x 5	11-5/8	295	5-3/4	146	5	127	0.33	3	4	1/4	1-5/8	140.70	153.16	4	102	153.16
12 x 5	12-5/8	321	5-3/4	146	5	127	0.33	3-3/8	4	1/4	1-5/8	159.87	167.14	4	102	167.14
8 x 6	8-5/8	219	6-7/8	175	6	152	0.40	3-1/16	3	1/4	1-5/8	135.56	150.85	5	127	150.85
9 x 6	9-5/8	244	6-7/8	175	6	152	0.40	3-5/8	3	1/4	1-5/8	150.26	165.87	5	127	165.87
10 x 6	10-5/8	270	6-7/8	175	6	152	0.40	4-1/8	3	1/4	1-5/8	170.69	185.62	5	127	185.62
11 x 6	11-5/8	295	6-7/8	175	6	152	0.40	3	4	1/4	1-5/8	185.18	200.36	5	127	200.36
12 x 6	12-5/8	321	6-7/8	175	6	152	0.40	3-3/8	4	1/4	1-5/8	200.37	220.58	5	127	220.58
13 x 6	13-5/8	346	6-7/8	175	6	152	0.40	3-5/8	4	1/4	1-5/8	220.78	240.48	5	127	240.48
12 x 7	12-7/8	327	7-7/8	200	7	178	0.42	3-3/8	4	5/16	2	269.24	298.12	5-3/4	146	298.12
13 x 7	13-7/8	352	7-7/8	200	7	178	0.42	3-5/8	4	5/16	2	292.51	323.22	5-3/4	146	323.22
14 x 7	14-7/8	378	7-7/8	200	7	178	0.42	3	5	5/16	2	315.77	350.58	5-3/4	146	350.58
15 x 7	15-7/8	403	7-7/8	200	7	178	0.42	3-1/4	5	5/16	2	346.64	383.38	5-3/4	146	383.38
16 x 7	16-7/8	429	7-7/8	200	7	178	0.42	2-7/8	6	5/16	2	377.41	415.14	5-3/4	146	415.14
11 x 8	11-7/8	302	8-7/8	225	8-1/4	210	0.50	3	4	5/16	2	340.02	374.70	6-3/4	171	374.70
12 x 8	12-7/8	327	8-7/8	225	8-1/4	210	0.50	3-3/8	4	5/16	2	373.00	411.05	6-3/4	171	411.05
13 x 8	13-7/8	352	8-7/8	225	8-1/4	210	0.50	3-5/8	4	5/16	2	404.85	446.15	6-3/4	171	446.15
14 x 8	14-7/8	378	8-7/8	225	8-1/4	210	0.50	3	5	5/16	2	436.80	481.35	6-3/4	171	481.35
16 x 8	17	432	9-1/4	235	7-5/8	194	0.50	2-7/8	6	5/16	2-1/2	512.57	566.39	6-3/4	171	566.39
18 x 8	19	483	9-1/4	235	7-5/8	194	0.50	3-1/8	6	5/16	2-1/2	567.49	627.08	6-3/4	171	627.08
20 x 8	21	533	9-1/4	235	7-5/8	194	0.50	3-1/2	6	5/16	2-1/2	646.81	714.73	6-3/4	171	714.73
22 x 8	23	584	9-1/4	235	8-1/4	210	0.50	4	6	5/16	2-1/2	701.90	757.40	6-3/4	171	757.40
24 x 8	25	635	9-1/4	235	8-1/4	210	0.50	3-1/2	7	5/16	2-1/2	763.40	831.08	6-3/4	171	831.08
16 x 10	17	432	11-1/4	286	10	254	0.75	2-7/8	6	5/16	2-1/2	795.70	875.37	8-1/2	216	875.37
18 x 10	19	483	11-1/4	286	10	254	0.75	3-1/8	6	5/16	2-1/2	910.00	1001.21	8-1/2	216	1001.21
20 x 10	21	533	11-1/4	286	10	254	0.75	3-1/2	6	5/16	2-1/2	1032.50	1135.98	8-1/2	216	1135.98

Disclaimer: Weights, dimensions, & capacities are estimated. Actual measurements may vary. For tight tolerances or additional / updated information, please contact Maxi-Lift. Some sizes are made to order. Low profile spacing is Projection minus (-) 1 inch.  
 ■ - Indicates TIGER-TUFF punch pattern differs from HD-MAX.



# TIGER-CC® MAXIMUM DUTY

## High Speed Centrifugal Discharge 210 - 900 FPM



® The color orange, as applied to buckets, is a registered trademark of Maxi-Lift, Inc.



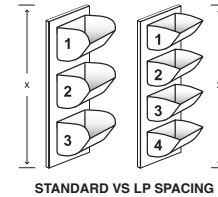
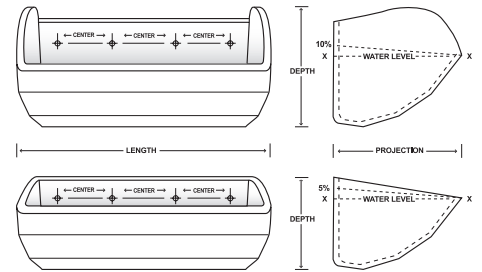
### TIGER-CC®: A New Breed of Tiger-Tuff. All Tiger. All CC.

The **TIGER-CC** Maximum Duty Elevator Buckets were designed to combine the style of the traditional CC elevator bucket with the ruggedness and toughness of the **TIGER-TUFF** elevator bucket. This will increase bucket life and provide less breakage and more capacity. The most common applications include grain, fertilizers, pellets, corn, wheat, soybeans and other agricultural and light industrial applications. Minimum spacing is nominal projection + 1".

The **TIGER-CC Low Profile** Maximum Duty Elevator Bucket has a reduced height modification for closer vertical spacing on the belt. The low profile system allows more buckets per foot of elevator belt. When upgrading to **TIGER-CC Low Profile** buckets, horsepower requirements must be evaluated due to increased capacity.

### FEATURES & BENEFITS

- Traditional CC Style w/ High Sides and Breaks in the Bottom of Bucket
- Thicker Corners
- Thicker Walls, Heavy Front Lip for Digging
- Cleaner Discharge
- Impact & Abrasion Resistant
- Non-Corrosive, Non-Sparking
- Extends Bucket Life
- Increases Elevator Capacity
- Lowers Elevator Maintenance
- Decreases Elevator Down Time



Mounting Holes and Venting to Your Specifications

### LOW PROFILE

BUCKET SIZE								PUNCHING, IN.				CAPACITY, CU. IN.		SIZE		CAP.
BUCKET SIZE	Length		Projection		Depth		Back Wall Thickness	Centers	# of Holes	Bolt Size	Top Down	Water Level	Water Level + 10%	Depth		Water Level + 5%
	in.	mm	in.	mm	in.	mm								in.	mm	
10 x 7	10-7/8	276	8-1/8	206	6-7/8	174	0.50	4-1/8	3	5/16	2-3/16	217	239	5-3/4	146	228
11 x 7	11-7/8	301	8-1/8	206	6-7/8	174	0.50	3	4	5/16	2-3/16	236	260	5-3/4	146	248
12 x 7	12-7/8	327	8-1/8	206	6-7/8	174	0.50	3-3/8	4	5/16	2-3/16	258	284	5-3/4	146	271
13 x 7	13-7/8	352	8-1/8	206	6-7/8	174	0.50	3-5/8	4	5/16	2-3/16	300	330	5-3/4	146	315
14 x 7	14-7/8	377	8-1/8	206	6-7/8	174	0.50	3	5	5/16	2-3/16	313	344	5-3/4	146	329
15 x 7	15-7/8	403	8-1/8	206	6-7/8	174	0.50	3-1/4	5	5/16	2-3/16	339	373	5-3/4	146	356
16 x 7	16-7/8	428	8-1/8	206	6-7/8	174	0.50	2-7/8	6	5/16	2-3/16	352	387	5-3/4	146	370
12 x 8	12-7/8	327	9-1/4	235	8-7/8	225	0.55	3-3/8	4	5/16	2	366	403	6-3/4	171	384
14 x 8	14-7/8	377	9-1/4	235	8-7/8	225	0.55	3	5	5/16	2	430	473	6-3/4	171	452
16 x 8	16-7/8	428	9-1/4	235	8-7/8	225	0.55	2-7/8	6	5/16	2	510	561	6-3/4	171	536
18 x 8	18-7/8	479	9-1/4	235	8-7/8	225	0.55	3-1/8	6	5/16	2	560	616	6-3/4	171	588
20 x 8	20-7/8	530	9-1/4	235	8-7/8	225	0.55	3-1/2	6	5/16	2	655	720	6-3/4	171	688
18 x 10	19	481	11-1/2	292	10-3/8	264	0.70	3-1/8	6	3/8	2-1/4	915	1005	8-3/4	222	960
20 x 10	21	533	11-1/2	292	10-3/8	264	0.70	3-1/2	6	3/8	2-1/4	1005	1106	8-3/4	222	1055
22 x 10	23	584	11-1/2	292	10-3/8	264	0.70	4	6	3/8	2-1/4	1105	1216	8-3/4	222	1160
23 x 10	24	609	11-1/2	292	10-3/8	264	0.70	3-3/8	7	3/8	2-1/4	1155	1271	8-3/4	222	1213
24 x 10	25	635	11-1/2	292	10-3/8	264	0.70	3-1/2	7	3/8	2-1/4	1206	1327	8-3/4	222	1266
25 x 10	26	660	11-1/2	292	10-3/8	264	0.70	3-5/8	7	3/8	2-1/4	1256	1381	8-3/4	222	1318
26 x 10	27	685	11-1/2	292	10-3/8	264	0.70	3-7/8	7	3/8	2-1/4	1306	1437	8-3/4	222	1371
28 x 10	29	737	11-1/2	292	10-3/8	264	0.70	3-5/8	8	3/8	2-1/4	1400	1540	8-3/4	222	1470

Disclaimer: Weights, dimensions, & capacities are estimated. Actual measurements may vary. For tight tolerances or additional / updated information, please contact Maxi-Lift. Some sizes are made to order. Low profile spacing is Projection minus (-) 1 inch.

# HD-MAX® HEAVY DUTY

## High Speed Centrifugal Discharge 210 - 900 FPM



® The color red, as applied to buckets, is a registered trademark of Maxi-Lift, Inc.



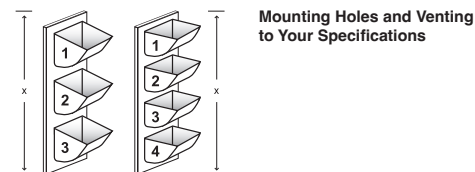
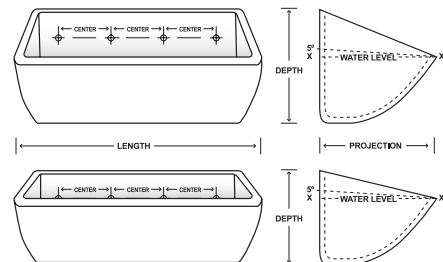
### HD-MAX®: Heavy Duty

The **HD-MAX Heavy Duty** elevator bucket is engineered to exceed the performance requirements of a standard bucket. This bucket is designed with thicker walls and a reinforced front lip to increase bucket life and reduce breakage. Replacing existing standard duty buckets with the **HD-MAX** will create longer bucket life and less frequent replacements. Minimum spacing is nominal projection +1". The most common applications include grain, fertilizer, pellets, corn, wheat, soybeans and other agricultural applications.

The **HD-MAX Low Profile** bucket has a reduced height modification for closer vertical spacing on the belt. The low profile system allows more buckets per foot of elevator belt. When upgrading to **HD-MAX Heavy Duty Low Profile** buckets, horsepower requirements must be evaluated due to increased capacity.

### FEATURES & BENEFITS

- Thicker Walls, Heavy Front Lip for Digging
- High Impact & Abrasion Resistant
- Non-Corrosive, Non-Sparking
- Extends Bucket Life
- Increases Elevator Capacity
- Cleaner Discharge
- Lowers Elevator Maintenance
- Decreases Elevator Down Time



STANDARD VS LOW PROFILE SPACING **LOW PROFILE**

BUCKET SIZE								PUNCHING, IN.				CAPACITY, CU. IN.		SIZE		CAP.
BUCKET SIZE	Length		Projection		Depth		Back Wall Thickness	Centers	# of Holes	Bolt Size	Top Down	Water Level	Usable 5 Deg.	Depth		Useable 5 Deg.
	in.	mm	in.	mm	in.	mm								in.	mm	
3 x 2	3-1/4	83	2-5/16	59	2-1/4	57	0.17	1-3/4	2	1/4	7/8	6.71	7.93	2-1/4	57	7.93
4 x 3	4-3/8	111	3-1/4	83	3	76	0.17	2-1/4	2	1/4	7/8	15.26	17.70	2-3/4	70	17.70
5 x 4	5-1/4	133	4-1/2	114	4	102	0.30	3-3/16	2	1/4	1-1/8	36.20	39.82	3-1/4	83	39.82
6 x 4	6-1/4	159	4-1/2	114	4	102	0.30	4-3/8	2	1/4	1-1/8	44.20	49.58	3-1/2	89	49.58
7 x 4	7-1/4	184	4-1/2	114	4	102	0.30	2-5/8	3	1/4	1-1/8	51.31	57.01	3-1/2	89	57.01
6 x 5	6-3/8	162	5-5/8	143	5	127	0.30	4-3/8	2	1/4	1-5/8	67.20	73.98	4	102	73.98
7 x 5	7-3/8	187	5-5/8	143	5	127	0.30	2-5/8	3	1/4	1-5/8	79.72	89.24	4	102	89.24
8 x 5	8-3/8	213	5-5/8	143	5	127	0.30	3-1/16	3	1/4	1-5/8	102.85	115.85	4	102	115.85
9 x 5	9-3/8	238	5-5/8	143	5	127	0.30	3-1/2	3	1/4	1-5/8	107.37	121.27	4	102	121.27
10 x 5	10-1/4	260	5-5/8	143	5	127	0.30	4	3	1/4	1-5/8	121.30	138.89	4-1/2	114	138.89
11 x 5	11-1/4	286	5-5/8	143	5	127	0.30	3-1/8	4	1/4	1-5/8	140.70	153.16	4-1/2	114	153.16
12 x 5	12-1/4	311	5-5/8	143	5	127	0.30	3-3/8	4	1/4	1-5/8	159.87	167.14	4-1/2	114	167.14
8 x 6	8-3/8	213	6-5/8	168	6	152	0.30	3-1/16	3	1/4	1-5/8	135.56	150.85	5	127	150.85
9 x 6	9-3/8	238	6-5/8	168	6	152	0.30	3-1/2	3	1/4	1-5/8	150.26	165.87	5	127	165.87
10 x 6	10-3/8	264	6-5/8	168	6	152	0.30	4	3	1/4	1-5/8	170.69	185.62	5	127	185.62
11 x 6	11-3/8	289	6-5/8	168	6	152	0.30	3	4	1/4	1-5/8	185.18	200.36	5	127	200.36
12 x 6	12-3/8	314	6-5/8	168	6	152	0.30	3-3/8	4	1/4	1-5/8	200.37	220.58	5	127	220.58
13 x 6	13-3/8	340	6-5/8	168	6	152	0.30	3-5/8	4	1/4	1-5/8	220.78	240.48	5	127	240.48
10 x 7	10-1/2	267	7-3/4	197	7-1/8	181	0.33	4	3	5/16	1-7/8	240.91	264.59	6	152	264.59
11 x 7	11-1/2	292	7-3/4	197	7-1/8	181	0.33	3	4	5/16	1-7/8	269.32	292.41	6	152	292.41
12 x 7	12-1/2	318	7-3/4	197	7-1/8	181	0.33	3-3/8	4	5/16	1-7/8	292.41	319.63	6	152	319.63
13 x 7	13-1/2	343	7-3/4	197	7-1/8	181	0.33	3-5/8	4	5/16	1-7/8	344.20	356.40	6	152	356.40
14 x 7	14-1/2	368	7-3/4	197	7-1/8	181	0.33	3	5	5/16	1-7/8	356.40	389.90	6	152	389.90
15 x 7	15-1/2	394	7-3/4	197	7-1/8	181	0.33	3-1/4	5	5/16	1-7/8	379.50	408.20	6	152	408.20
16 x 7	16-1/2	419	7-3/4	197	7-1/8	181	0.33	3-1/2	5	5/16	1-7/8	406.40	432.00	6	152	432.00
10 x 8	10-1/2	267	8-3/4	222	8	203	0.40	4-1/8	3	5/16	2	328.52	353.97	6	152	353.97
11 x 8	11-1/2	292	8-3/4	222	8	203	0.40	3-1/8	4	5/16	2	358.11	388.30	6-3/4	171	388.30
12 x 8	12-1/2	318	8-3/4	222	8	203	0.40	3-3/8	4	5/16	2	390.67	423.22	6-3/4	171	423.22
14 x 8	14-1/2	368	8-3/4	222	8	203	0.40	3	5	5/16	2	465.00	502.80	6-3/4	171	502.80
15 x 8	15-1/2	394	8-3/4	222	8	203	0.40	3-1/4	5	5/16	2	511.30	541.90	6-3/4	171	541.90
16 x 8	16-1/2	419	8-3/4	222	8	203	0.40	3-1/2	5	5/16	2	543.10	571.10	6-3/4	171	571.10
18 x 8	18-1/2	470	8-3/4	222	8	203	0.40	3-1/8	6	5/16	2	610.20	648.00	6-3/4	171	648.00

Disclaimer: Weights, dimensions, & capacities are estimated. Actual measurements may vary. For tight tolerances or additional / updated information, please contact Maxi-Lift. Some sizes are made to order. Low profile spacing is Projection minus (-) 1 inch.  
 ■ - Indicates HD-MAX punch pattern differs from TIGER-TUFF & CC-MAX.

® 5,343,838 The color red, as it relates to buckets for agricultural and light industrial elevator type conveyors is a United States registered trademark of Maxi-Lift Inc.



# CC-MAX® HEAVY DUTY

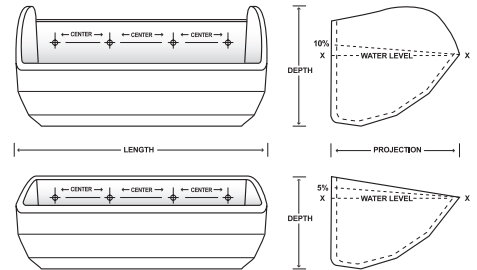
High Speed Centrifugal Discharge 210 - 900 FPM



## CC-MAX®: Heavy Duty

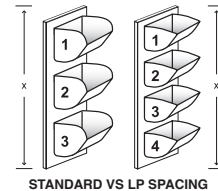
The **CC-MAX Heavy Duty** elevator bucket is a grade above older CC style buckets. It has the traditional shape, fill and discharge characteristics, with the thicker wear surfaces our buckets are famous for. The result is longer life and greater performance. **CC-MAX** buckets are direct replacements for CC and other standard bucket styles. Minimum spacing is nominal projection +1". The most common applications include grain, fertilizer, pellets, corn, wheat, soybeans and other agricultural applications.

The **CC-MAX Low-Profile** bucket has a reduced height modification for closer vertical spacing on the belt. The low profile system allows more buckets per foot of elevator belt. When upgrading to **CC-MAX Heavy Duty Low Profile** buckets, horsepower requirements must be evaluated due to increased capacity



## FEATURES & BENEFITS

- Thicker Lip - Up to 20%
- Thicker Corners - Up to 20%
- More Capacity - Up to 5%
- Clean Discharge
- High Impact / Abrasion Resistant
- Non-Corrosive, Non-Sparking
- Longer Bucket Life
- Increase / Maintain Capacity Longer
- Decreases Elevator Down-Time
- Resists Hang-Ups



Mounting Holes and Venting to Your Specifications

BUCKET SIZE									PUNCHING, IN.				CAPACITY, CU. IN.		SIZE		CAP.
BUCKET SIZE	Length		Projection		Depth		Back Wall Thickness		Centers	# of Holes	Bolt Size	Top Down	Water Level	Water Level + 10%	Depth		Water Level + 5%
	in.	mm	in.	mm	in.	mm									in.	mm	
5 x 4	5-1/2	140	4-1/2	114	4-1/4	108	0.21		3-3/16	2	1/4	1-7/16	38.30	42.13	2-3/4	70	40.22
6 x 4	6-1/2	165	4-1/2	114	4-1/4	108	0.21		4-3/8	2	1/4	1-7/16	45.38	49.92	2-3/4	70	47.65
7 x 4	7-1/2	191	4-1/2	114	4-1/4	108	0.21		2-11/16	3	1/4	1-7/16	52.10	57.31	2-3/4	70	54.70
6 x 5	6-1/2	165	5-1/2	140	5	127	0.26		4-3/8	2	1/4	1-11/16	70.87	77.96	3-3/4	95	74.41
7 x 5	7-1/2	191	5-1/2	140	5	127	0.26		2-11/16	3	1/4	1-11/16	80.75	88.83	3-3/4	95	84.79
8 x 5	8-1/2	216	5-1/2	140	5	127	0.26		3-1/16	3	1/4	1-11/16	90.85	99.94	3-3/4	95	95.39
9 x 5	9-1/2	241	5-1/2	140	5	127	0.26		3-5/8	3	1/4	1-11/16	100.99	111.09	3-3/4	95	106.04
10 x 5	10-1/2	267	5-1/2	140	5	127	0.26		4-1/8	3	1/4	1-11/16	114.22	125.64	3-3/4	95	119.93
11 x 5	11-1/2	292	5-1/2	140	5	127	0.26		3	4	1/4	1-11/16	127.44	140.18	3-3/4	95	133.81
8 x 6	8-9/16	205	6-5/8	168	6	152	0.27		3-1/16	3	1/4	2	136.00	149.60	4-3/4	121	142.00
9 x 6	9-9/16	243	6-5/8	168	6	152	0.27		3-5/8	3	1/4	2	149.19	164.11	4-3/4	121	156.65
10 x 6	10-9/16	268	6-5/8	168	6	152	0.27		4-1/8	3	1/4	2	166.89	183.58	4-3/4	121	175.23
11 x 6	11-9/16	294	6-5/8	168	6	152	0.27		3	4	1/4	2	180.62	198.68	4-3/4	121	189.65
12 x 6	12-9/16	319	6-5/8	168	6	152	0.27		3-3/8	4	1/4	2	200.76	220.83	4-3/4	121	210.79
13 x 6	13-9/16	332	6-5/8	168	6	152	0.27		3-5/8	4	1/4	2	215.00	236.50	4-3/4	121	225.75
10 x 7	10-9/16	268	7-7/8	200	7	178	0.32		4-1/8	3	5/16	2-3/16	236.00	259.60	5-3/4	146	247.80
11 x 7	11-9/16	294	7-7/8	200	7	178	0.32		3	4	5/16	2-3/16	247.74	272.52	5-3/4	146	260.13
12 x 7	12-9/16	319	7-7/8	200	7	178	0.32		3-3/8	4	5/16	2-3/16	267.27	293.99	5-3/4	146	280.63
13 x 7	13-9/16	344	7-7/8	200	7	178	0.32		3-5/8	4	5/16	2-3/16	284.60	316.93	5-3/4	146	302.53
14 x 7	14-9/16	370	7-7/8	200	7	178	0.32		3	5	5/16	2-3/16	303.57	333.93	5-3/4	146	318.75
15 x 7	15-9/16	395	7-7/8	200	7	178	0.35		3-1/4	5	5/16	2-3/16	335.00	368.50	5-3/4	146	351.75
16 x 7	16-9/16	421	7-7/8	200	7	178	0.35		2-7/8	6	5/16	2-3/16	350.87	385.95	5-3/4	146	368.41
12 x 8	12-9/16	319	8-7/8	225	8-1/4	210	0.35		3-3/8	4	5/16	2	373.00	409.00	6-3/4	171	391.65
13 x 8	13-9/16	344	8-7/8	225	8-1/4	210	0.35		3-5/8	4	5/16	2	404.00	440.00	6-3/4	171	424.20
14 x 8	14-9/16	370	8-7/8	225	8-1/4	210	0.35		3	5	5/16	2	435.07	478.58	6-3/4	171	456.83
16 x 8	16-9/16	421	8-7/8	225	8-1/4	210	0.38		2-7/8	6	5/16	2	515.62	567.18	6-3/4	171	541.40
18 x 8	18-9/16	471	8-7/8	225	8-1/4	210	0.39		3-1/8	6	5/16	2	580.61	638.67	6-3/4	171	609.64
20 x 8	20-9/16	497	8-7/8	225	8-1/4	210	0.42		3-1/2	6	5/16	2	655.00	720.00	6-3/4	171	688.00

Disclaimer: Weights, dimensions, & capacities are estimated. Actual measurements may vary. For tight tolerances or additional / updated information, please contact Maxi-Lift. Some sizes are made to order. Low profile spacing is Projection minus (-) 1 inch.

■ - Indicates CC-MAX punch pattern differs from HD-MAX.

# HD-STAX® STACKABLE

High Speed Centrifugal Discharge 210-900 FPM



® Registered in U.S. Patent and Trademark Office. Certificate of Registration No. 4,933,635

## HD-STAX®

STACKABLE HEAVY DUTY BUCKETS

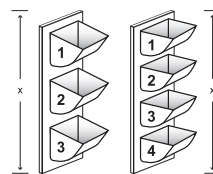
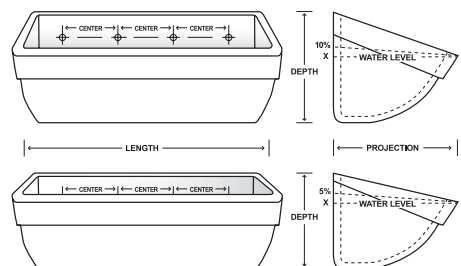
### HD-STAX®: Stackable Heavy Duty Bucket

The **HD-STAX** is a patented **stackable** elevator bucket, designed to give long life, more capacity, better reliability, and will optimize your shipping and storing costs. Designed to stack (nest) together, the **HD-STAX** gives you up to 3 times more buckets per box, skid and container. The **HD-STAX** bucket simply slides together to provide more savings in storage and shipping costs.

The **HD-STAX** also features a thicker, heavier wear lip, molded across the front and sides of the bucket, for a tougher, stronger and longer lasting design. The wear lip is thicker in the corners to give you sustainable life when digging in tough agricultural applications.

### FEATURES & BENEFITS

- 3 Sided Reinforced Front Lip for Digging, Longer Life, More Reliability
- Stackable: Efficient Shipping, Reduced Storage
- High Impact & Abrasion Resistant
- Non-Corrosive, Non-Sparking
- Extends Bucket Life
- Increases Elevator Capacity
- Cleaner Discharge
- Lowers Elevator Maintenance
- Decreases Elevator Down Time



Mounting Holes and Venting to Your Specifications

STANDARD VS LOW PROFILE SPACING

### LOW PROFILE

BUCKET SIZE								PUNCHING, IN.				CAPACITY, CU. IN.		SIZE		CAP.
BUCKET SIZE	Length		Projection		Depth		Back Wall Thickness	Centers	# of Holes	Bolt Size	Top Down	Water Level	Usable 5 Deg.	Depth		Usable 5 Deg.
	in.	mm	in.	mm	in.	mm								in.	mm	
4 x 3	4-1/4	108	3-5/8	92	2-7/8	73	0.25	2-1/4	2	1/4	7/8	16	18	-	-	-
5 x 4	5-5/8	143	4-5/8	118	4	102	0.32	3-3/16	2	1/4	1-1/8	38	42	3-1/2	89	40
6 x 4	6-5/8	168	4-5/8	118	4	102	0.32	4-3/8	2	1/4	1-1/8	46	51	3-1/2	89	48
7 x 4	7-5/8	194	4-5/8	118	4	102	0.32	2-5/8	3	1/4	1-1/8	52	57	3-1/2	89	55
6 x 5	6-3/4	172	5-3/4	146	5	127	0.35	4-3/8	2	1/4	1-5/8	72	79	4	102	76
7 x 5	7-3/4	197	5-3/4	146	5	127	0.35	2-5/8	3	1/4	1-5/8	85	94	4	102	89
8 x 5	8-3/4	222	5-3/4	146	5	127	0.35	3-1/16	3	1/4	1-5/8	103	113	4	102	108
9 x 5	9-3/4	248	5-3/4	146	5	127	0.35	3-1/2	3	1/4	1-5/8	110	121	4	102	116
8 x 6	8-11/16	221	6-7/8	175	6-1/8	156	0.36	3-1/16	3	1/4	1-5/8	140	154	4-7/8	124	147
9 x 6	9-11/16	246	6-7/8	175	6-1/8	156	0.36	3-1/2	3	1/4	1-5/8	158	174	4-7/8	124	166
10 x 6	10-11/16	271	6-7/8	175	6-1/8	156	0.36	4	3	1/4	1-5/8	176	194	4-7/8	124	185
11 x 6	11-11/16	297	6-7/8	175	6-1/8	156	0.36	3	4	1/4	1-5/8	194	213	4-7/8	124	204
12 x 6	12-11/16	322	6-7/8	175	6-1/8	156	0.36	3-3/8	4	1/4	1-5/8	212	233	4-7/8	124	223
13 x 6	13-11/16	348	6-7/8	175	6-1/8	156	0.36	3-5/8	4	1/4	1-5/8	230	253	4-7/8	124	242
10 x 7	10-15/16	278	7-15/16	202	7-1/8	181	0.38	4	3	5/16	1-7/8	246	271	6	152	258
11 x 7	11-15/16	303	7-15/16	202	7-1/8	181	0.38	3	4	5/16	1-7/8	272	299	6	152	286
12 x 7	12-15/16	329	7-15/16	202	7-1/8	181	0.38	3-3/8	4	5/16	1-7/8	296	326	6	152	311
13 x 7	13-15/16	354	7-15/16	202	7-1/8	181	0.38	3-5/8	4	5/16	1-7/8	320	352	6	152	336
14 x 7	14-15/16	379	7-15/16	202	7-1/8	181	0.38	3	5	5/16	1-7/8	345	380	6	152	362
16 x 7	16-15/16	430	7-15/16	202	7-1/8	181	0.38	3-1/2	5	5/16	1-7/8	400	440	6	152	420
12 x 8	13-1/8	333	8-15/16	227	8-1/8	206	0.40	3-3/8	4	5/16	2	395	435	6-3/4	171	415
14 x 8	15-1/8	384	8-15/16	227	8-1/8	206	0.40	3	5	5/16	2	470	517	6-3/4	171	494
16 x 8	16-1/8	435	8-15/16	227	8-1/8	206	0.40	3-1/2	5	5/16	2	550	605	6-3/4	171	578
18 x 8	19-1/8	486	8-15/16	227	8-1/8	206	0.40	3-1/8	6	5/16	2	615	677	6-3/4	171	646

Disclaimer: Weights, dimensions, & capacities are estimated. Actual measurements may vary. For tight tolerances or additional / updated information, please contact Maxi-Lift. Some sizes are made to order. Low profile spacing is Projection minus (-) 1 inch. Special punching available upon request.

■ - Indicates HD-STAX punch pattern differs from TIGER-TUFF & CC-MAX.



# DURA-BUKET® SS

High Speed Centrifugal Discharge 220 - 900 FPM



## Dura-Buket

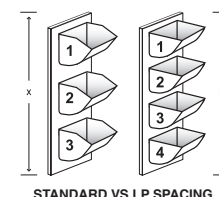
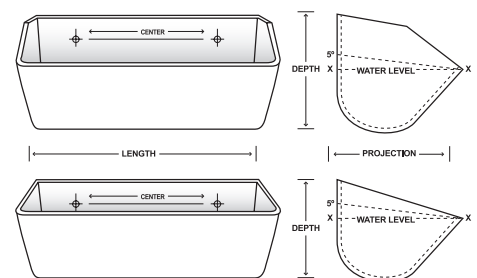
### DURA-BUKET® SS : The Original Elevator Bucket

The **SS** or **SUPER STRENGTH DURA-BUKET** is the original plastic elevator bucket. The **SUPER STRENGTH** elevator bucket has been running for over 60 years. It is designed at a 45-degree discharge angle and can be spaced closer on a belt giving a clean superior discharge. This bucket is lightweight and tapered for easy shipping and storage. Standard spacing is nominal projection + 1". The most common applications include grain, wheat, corn, flour, sugar and other agricultural applications. The **SS** has the most versatile design of any grain bucket and performs well in a broad range of speeds and applications.

**DURA-BUKET Low Profile** or **LP** buckets have a reduced height modification for closer vertical spacing on the belt. The low profile system allows more buckets per foot of elevator belt. When upgrading to Low Profile buckets horsepower requirements must be evaluated due to increased capacity.

### FEATURES & BENEFITS

- Lightweight
- Cleaner Discharge
- Non-Corrosive, Non-Sparking
- Shape Memory
- Tapered End Cap Design
- Resists Hang-Ups



Mounting Holes and Venting to Your Specifications

### LOW PROFILE

BUCKET SIZE							PUNCHING, IN.				CAPACITY, CU. IN.		SIZE	CAP.	
BUCKET SIZE	Length		Projection		Depth		Centers	# of Holes	Bolt Size	Top Down	Water Level	Useable 5 Deg.	Depth		Useable 5 Deg.
	in.	mm	in.	mm	in.	mm							in.	mm	
4 x 3	4-1/4	108	3-1/8	79	3	76	2-1/4	2	1/4	1	10.4	11.0	3	76	11.0
5 x 4	5-1/4	133	4-1/8	105	3-3/4	95	3-3/16	2	1/4	1	24.4	29.9	3	76	29.9
6 x 4	6-1/4	159	4-1/8	105	3-3/4	95	4-3/8	2	1/4	1	30.8	33.1	3	76	33.1
7 x 4	7-1/4	184	4-1/8	105	3-3/4	95	2-11/16	3	1/4	1	33.6	36.7	3	76	36.7
6 x 5	6-3/8	162	5-1/4	133	4-7/8	124	4-3/8	2	1/4	1-1/4	47.1	52.0	3-3/4	95	52.0
7 x 5 +	7-3/8	187	5-1/4	133	4-7/8	124	2-5/8	3	1/4	1-1/4	61.6	62.4	3-3/4	95	62.4
8 x 5	8-3/8	213	5-1/4	133	4-7/8	124	3-1/16	3	1/4	1-1/4	67.7	69.8	3-3/4	95	69.8
9 x 5	9-3/8	238	5-1/4	133	4-7/8	124	3-1/4	3	1/4	1-1/4	69.6	77.1	3-3/4	95	77.1
8 x 6	8-3/8	213	6-3/8	162	6-1/4	159	3-1/16	3	1/4	1-1/4	104.4	107.7	4-1/2	114	107.7
9 x 6 +	9-3/8	238	6-5/8	162	6-1/4	159	3-1/2	3	1/4	1-1/4	124.5	132.2	4-1/2	114	132.2
10 x 6	10-3/8	264	6-3/8	162	6-1/4	159	4	3	1/4	1-3/4	128.2	145.8	4-1/2	114	145.8
11 x 6	11-3/8	289	6-3/8	162	6-1/4	159	3	4	1/4	1-3/4	147.7	157.9	4-1/2	114	157.9
12 x 6** +	12	305	6-3/4	171	6-1/2	165	3-3/8	4	1/4	1-3/4	172.1	183.6	5	127	183.6
13 x 6**	13-3/8	340	6-3/4	171	6-1/2	165	3-5/8	4	1/4	1-3/4	196.5	208.7	5	127	208.7
10 x 7	10-3/8	264	7-3/8	187	7-1/4	184	4	3	5/16	1-3/4	175.8	187.3	5-1/4	133	187.3
11 x 7	11-3/8	289	7-3/8	187	7-1/4	184	3	4	5/16	1-3/4	210.5	216.7	5-1/4	133	216.7
12 x 7**	12-3/8	314	7-3/8	187	7-1/4	184	3-3/8	4	5/16	1-3/4	223.2	241.1	5-1/4	133	241.1
13 X 7**	13-3/8	340	7-3/8	187	7-1/4	184	3-5/8	4	5/16	1-3/4	236.8	244.8	5-1/4	133	244.8
14 X 7**	14-3/8	365	7-3/8	187	7-1/4	184	3	5	5/16	1-1/2	269.7	290.1	5-1/4	133	290.1
15 x 7**	15-3/8	391	7-3/8	187	7-1/4	184	3-1/4	5	5/16	1-1/2	284.4	295.0	5-1/4	133	295.0
16 x 7**	16-3/8	416	7-3/8	187	7-1/4	184	3-1/2	5	5/16	1-1/2	289.9	304.8	5-1/4	133	304.8
12 x 8**	12-3/8	314	8-3/8	213	8-1/4	210	3-3/8	4	5/16	1-3/4	272.5	299.9	5-3/4	146	299.9
14 x 8**	14-3/8	365	8-3/8	213	8-1/4	210	3	5	5/16	1-1/2	324.7	364.8	5-3/4	146	364.8
16 x 8**	16-3/8	416	8-3/8	213	8-1/4	210	3-1/2	5	5/16	2	362.5	407.6	5-3/4	146	407.6
18 x 8**	18-3/8	467	8-3/8	213	8-1/4	210	3-1/8	6	5/16	2	404.9	440.6	5-3/4	146	440.6

Disclaimer: Weights, dimensions, & capacities are estimated. Actual measurements may vary. For tight tolerances or additional / updated information, please contact Maxi-Lift. Some sizes are made to order. \*Buckets with 12" lengths and up have a center brace. \*\*Buckets are designed without ears on the ends of the parts. Low profile spacing is Projection minus (-) 1 inch.

■ - Indicates SS and LP punch patterns differ.

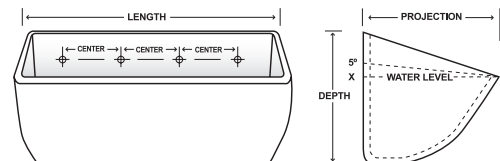
# TIGER-TUFF® INDUSTRIAL

Slow Speed Centrifugal Discharge 125-450 FPM



## TIGER-TUFF® Industrial Duty Buckets

The **TIGER-TUFF Industrial** is a maximum duty industrial elevator bucket, designed and engineered to maximize bucket life and elevated capacity. This will reduce down time and lower maintenance costs. The **TIGER-TUFF Industrial** bucket has the thickest lip, back wall and corners to maximize bucket life and maintain capacity. Standard spacing is projection x 2. The most common applications include cement, sand, gypsum, limestone, clay, concrete and many, many more. The **TIGER-TUFF Industrial** is the maximum duty industrial bucket for your most demanding industrial applications.



Mounting Holes and Venting to Your Specifications

## FEATURES & BENEFITS

- Reduces Weight on Elevator up to 80%
- Cleaner Discharge Than Steel Buckets
- Non-Corrosive, Non-Sparking
- Thicker Walls, Heavy Front Digging Lip
- Heat, Impact & Abrasion Resistant
- Lowers Elevator Maintenance
- Extends Bucket Life
- Decreases Elevator Down Time
- Easy to Install and Replace
- Saves Money vs. Carbon Steel

BUCKET SIZE								CAPACITY, CU. IN.	
BUCKET SIZE	Length		Projection		Depth		Back Wall Thickness	Water Level X-X, Cu. In.	Water Level X-X, Cu. Ft.
	in.	mm	in.	mm	in.	mm			
6 x 5	6-5/8	168	5-3/4	146	5	127	0.33	67.20	0.039
7 x 5	7-5/8	194	5-3/4	146	5	127	0.33	79.72	0.046
8 x 5	8-5/8	219	5-3/4	146	5	127	0.33	88.54	0.051
9 x 5	9-5/8	244	5-3/4	146	5	127	0.33	107.37	0.062
10 x 5	10-5/8	270	5-3/4	146	5	127	0.33	121.30	0.070
11 x 5	11-5/8	295	5-3/4	146	5	127	0.33	140.70	0.081
12 x 5	12-5/8	321	5-3/4	146	5	127	0.33	159.87	0.093
8 x 6	8-5/8	219	6-7/8	175	6	152	0.40	135.56	0.078
9 x 6	9-5/8	244	6-7/8	175	6	152	0.40	150.26	0.087
10 x 6	10-5/8	270	6-7/8	175	6	152	0.40	170.69	0.099
11 x 6	11-5/8	295	6-7/8	175	6	152	0.40	185.18	0.107
12 x 6	12-5/8	321	6-7/8	175	6	152	0.40	200.37	0.116
13 x 6	13-5/8	346	6-7/8	175	6	152	0.40	220.78	0.123
12 x 7	12-7/8	327	7-7/8	200	7	178	0.42	269.24	0.156
13 x 7	13-7/8	352	7-7/8	200	7	178	0.42	292.51	0.169
14 x 7	14-7/8	378	7-7/8	200	7	178	0.42	315.77	0.183
15 x 7	15-7/8	403	7-7/8	200	7	178	0.42	346.64	0.201
16 x 7	16-7/8	429	7-7/8	200	7	178	0.42	377.41	0.218
11 x 8	11-7/8	302	8-7/8	225	8-1/4	210	0.50	340.02	0.197
12 x 8	12-7/8	327	8-7/8	225	8-1/4	210	0.50	373.00	0.216
13 x 8	13-7/8	352	8-7/8	225	8-1/4	210	0.50	404.85	0.234
14 x 8	14-7/8	378	8-7/8	225	8-1/4	210	0.50	436.80	0.253
16 x 8	17	432	9-1/4	235	7-5/8	194	0.50	512.57	0.297
18 x 8	19	483	9-1/4	235	7-5/8	194	0.50	567.49	0.328
20 x 8	21	533	9-1/4	235	7-5/8	194	0.50	646.81	0.374
22 x 8	23	584	9-1/4	235	8-1/4	210	0.50	701.90	0.406
24 x 8	25	635	9-1/4	235	8-1/4	210	0.50	763.40	0.441
16 x 10	17	432	11-1/4	286	10	254	0.75	795.70	0.461
18 x 10	19	483	11-1/4	286	10	254	0.75	910.00	0.527
20 x 10	21	533	11-1/4	286	10	254	0.75	1032.50	0.598

Disclaimer: Weights, dimensions, & capacities are estimated. Actual measurements may vary. For tight tolerances or additional / updated information, please contact Maxi-Lift. Standard spacing is Projection x 2. Some sizes are made to order. Tiger-Tuff Industrial buckets must have metal adapter plates for chain.



# TIGER-CC® INDUSTRIAL

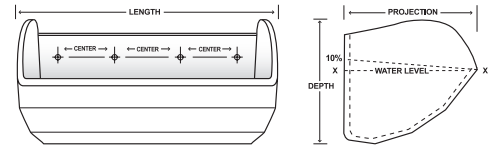
Slow Speed Centrifugal or Continuous Discharge



## TIGER-CC® Industrial Buckets

### Slow Speed Centrifugal Discharge 125-450 FPM

The **TIGER-CC** Industrial is a maximum duty industrial elevator bucket designed in the traditional CC style. The **TIGER-CC** is engineered to maximize bucket life and elevator capacity, reduce down time and lower maintenance costs. The **TIGER-CC** Industrial bucket has the thickest lip, back wall and corners to maximize bucket life and maintain capacity. Standard spacing is projection x 2. The most common applications include sand, gypsum, limestone, clay, cement and many, many more. The **TIGER-CC** Industrial is the maximum duty industrial bucket for your most demanding industrial applications.



Mounting Holes and Venting to Your Specifications

### FEATURES & BENEFITS

- Largest Capacity, Move More Material in a Single Row
- Thicker Corners
- Thicker Walls, Heavy Front Lip for Digging
- Cleaner Discharge
- Heat, Impact & Abrasion Resistant
- Non-Corrosive, Non-Sparking
- Extends Bucket Life
- Increases Elevator Capacity
- Lowers Elevator Maintenance
- Decreases Elevator Down Time

BUCKET SIZE	BUCKET SIZE						CAPACITY, CU. IN.	
	Length		Projection		Depth		Back Wall Thickness	Water Level
	in.	mm	in.	mm	in.	mm		Cu. In. X-X
10 x 7	10-7/8	276	8-1/8	206	6-7/8	174	0.50	217.3
11 x 7	11-7/8	301	8-1/8	206	6-7/8	174	0.50	236.2
12 x 7	12-7/8	327	8-1/8	206	6-7/8	174	0.50	258.3
13 x 7	13-7/8	352	8-1/8	206	6-7/8	174	0.50	299.7
14 x 7	14-7/8	377	8-1/8	206	6-7/8	174	0.50	313.1
15 x 7	15-7/8	403	8-1/8	206	6-7/8	174	0.50	338.7
16 x 7	16-7/8	428	8-1/8	206	6-7/8	174	0.50	352.2
12 x 8	12-7/8	327	9-1/4	235	8-7/8	225	0.55	366.0
14 x 8	14-7/8	377	9-1/4	235	8-7/8	225	0.55	430.0
16 x 8	16-7/8	428	9-1/4	235	8-7/8	225	0.55	510.0
18 x 8	18-7/8	479	9-1/4	235	8-7/8	225	0.55	560.0
20 x 8	20-7/8	530	9-1/4	235	8-7/8	225	0.55	655.0
18 x 10	19	481	11-1/2	292	10-3/8	264	0.70	914.7
20 x 10	21	533	11-1/2	292	10-3/8	264	0.70	1005.0
22 x 10	23	584	11-1/2	292	10-3/8	264	0.70	1105.0
23 x 10	24	609	11-1/2	292	10-3/8	264	0.70	1155.0
24 x 10	25	635	11-1/2	292	10-3/8	264	0.70	1206.0
25 x 10	26	660	11-1/2	292	10-3/8	264	0.70	1256.0
26 x 10	27	685	11-1/2	292	10-3/8	264	0.70	1306.0
28 x 10	29	737	11-1/2	292	10-3/8	264	0.70	1400.0

\*Injection molded materials shrink at differing rates. External dimensions may vary. Weights, Dimensions & Capacities have been estimated from engineered elevator bucket drawings. Actual molded parts will vary from numbers on charts. For tight tolerances / the most updated information, please contact Maxi-Lift for additional information. Some sizes are made to order. Standard spacing is Projection x 2.

# MAXI-TUFF® AA & MF

## Slow Speed Centrifugal or Continuous Discharge



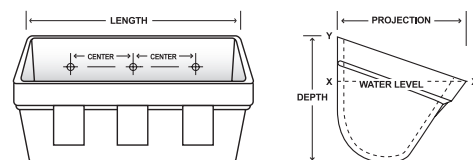
# MAXI-TUFF®

## ELEVATOR BUCKETS

### MAXI-TUFF® Industrial Duty AA Buckets

#### Slow Speed Centrifugal Discharge 125-450 FPM

The **MAXI-TUFF AA** centrifugal elevator bucket has the traditional shape of a cast iron bucket. This bucket has a heavy reinforced lip and corners with a thickened back wall for mounting strength. Standard spacing is projection x 2. The most common applications include cement, sand, fertilizer, clay, salt, limestone and concrete. The **MAXI-TUFF AA** bucket is the best bucket for tough, abrasive industrial applications.



Mounting Holes and Venting to Your Specifications

### FEATURES & BENEFITS

- Reduces Weight on Elevator up to 80%
- Cleaner Discharge Than Steel Buckets
- Non-Corrosive, Non-Sparking
- Thicker Walls
- Heat, Impact & Abrasion Resistant
- Lowers Elevator Maintenance
- Reduces Energy Usage
- Extends Bucket Life
- Decreases Elevator Down Time
- Easy to Install and Replace
- Saves Money vs. Carbon Steel

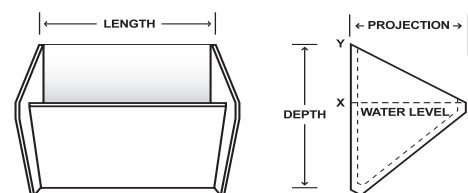
BUCKET SIZE	BUCKET SIZE							CAPACITY, CU. IN.	
	Length		Projection		Depth		Back Wall Thickness	Water Level Cu. In. X-X	Water Level Cu. Feet X-X
4 x 3	4-1/4	108	3-1/8	79	3-1/8	79	0.205	13.4	0.008
5 x 4	5-1/4	133	4-1/8	105	4-1/8	105	0.205	34.8	0.020
6 x 4	6-1/4	159	4-1/8	105	4-1/8	105	0.205	41.5	0.024
7 x 4	7-1/4	184	4-1/8	105	4-1/8	105	0.225	51.3	0.030
7 x 5	7-1/8	181	5-1/4	133	5-1/4	133	0.325	76.6	0.044
8 x 5	8-1/8	206	5-1/4	133	5-1/4	133	0.325	89.7	0.052
9 x 5	9-1/8	232	5-1/4	133	5-1/4	133	0.300	101.3	0.059
9 x 6	9-3/8	238	6-1/8	156	6-1/8	156	0.290	132.4	0.077
10 x 6	10-3/8	264	6-1/8	156	6-1/8	156	0.322	148.3	0.086
11 x 6	11-3/8	289	6-1/8	156	6-1/8	156	0.285	163.5	0.095
12 x 6	12-3/8	314	6-1/8	156	6-1/8	156	0.345	186.1	0.108
12 x 7	12-3/8	314	7-1/8	181	7-1/8	181	0.284	244.1	0.141
14 x 7	14-3/8	365	7-1/8	181	7-1/8	181	0.300	298.4	0.173
14 x 8	14-3/8	365	8-1/8	206	8-1/8	206	0.455	351.5	0.204
16 x 8	16-3/8	416	8-1/8	206	8-1/8	206	0.455	406.4	0.235
18 x 8	18-1/8	460	8-1/8	206	8-1/8	206	0.455	467.4	0.271
18 x 10	18-1/2	470	10-1/8	257	10-1/8	257	0.463	692.6	0.401

Disclaimer: Standard spacing is Projection x 2.

### MAXI-TUFF® Medium Front

#### Slow Speed Continuous Discharge 1-250 FPM

The **MAXI-TUFF MF** Medium Front continuous elevator bucket has the traditional shape of an MF steel elevator bucket. It also has a heavy reinforced lip and corners with a thickened back wall for mounting strength. Standard vertical spacing is depth + 1/4". The most common applications include fertilizer, clay, alumina and pellets. The **MAXI-TUFF MF** is the best bucket for fluffy or free flowing materials or those which require gentle handling.



BUCKET SIZE	BUCKET SIZE							CAPACITY, CU. IN.	
	Length		Projection		Depth		Back Wall Thickness	Water Level Cu. In. X-X	Water Level Cu. Feet X-X
8 x 5 x 7	8-1/4	210	5-1/2	140	7-1/2	191	0.380	80.56	0.047
10 x 5 x 7	10-1/4	260	5-1/2	140	7-1/2	191	0.395	94.90	0.055
12 x 7 x 11	12-1/4	311	7-1/2	191	11-1/2	292	0.350	172.63	0.100
14 x 7 x 11	14-1/4	362	7-1/2	191	11-1/2	292	0.325	201.30	0.117
16 x 7 x 11	16-1/4	413	7-1/2	191	11-1/2	292	0.325	238.81	0.138
18 x 7 x 11	18-1/4	464	7-1/2	191	11-1/2	292	0.325	244.31	0.141
12 x 8 x 11	12-1/4	311	8-1/2	216	11-1/2	292	0.325	274.60	0.159
14 x 8 x 11	14-1/4	362	8-1/2	216	11-1/2	292	0.325	335.61	0.194
16 x 8 x 11	16-1/4	413	8-1/2	216	11-1/2	292	0.325	396.63	0.230
18 x 8 x 11	18-1/4	464	8-1/2	216	11-1/2	292	0.325	467.65	0.271

Disclaimer: Weights, dimensions, & capacities are estimated. Actual measurements may vary. For tight tolerances or additional / updated information, please contact Maxi-Lift. Standard vertical spacing is depth + 1/4". Some sizes are made to order.



# DI-MAX® AA & AC INDUSTRIAL

## Ductile Iron

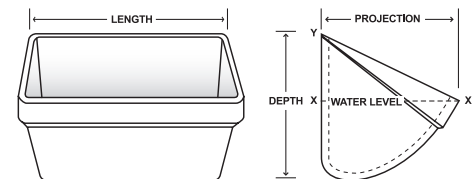


### DI-MAX® Ductile Iron AA, DI-MAX® AA Digger

The **DI-MAX AA** style ductile iron elevator bucket is engineered to exceed the performance requirements of most industrial applications. This bucket is designed with thicker walls and a reinforced front lip to increase bucket life in tough industrial environments. Ductile iron is far superior to malleable iron in both impact and abrasion resistance. Replacing malleable iron with **DI-MAX** ductile iron elevator buckets will result in longer bucket life and more efficient operation.

### FEATURES & BENEFITS

- Mill duty, thick walls with reinforced back & corners
- Extremely high impact and abrasion resistance
- Applications up to 600 degrees
- Designed to handle sand, glass cullet, stone, shot blast, rock, concrete and other abrasive products
- Long wearing digging edge



Mounting Holes and Venting to Your Specifications

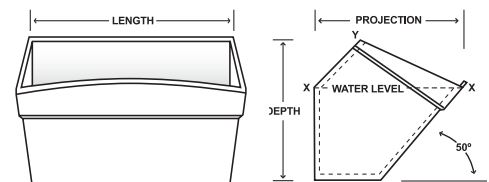
- Stronger than steel of the same gauge
- Smooth surface to ensure proper filling

BUCKET SIZE, INCHES							THICKNESS			CAPACITY	
BUCKET SIZE	Length		Projection		Depth		Back Wall Thickness	Front Corner Thickness	Front Lip Thickness	Water Cu. Inches X-X	100% Gross Cu. Inches X-Y
	in.	mm	in.	mm	in.	mm					
4 x 3	4-1/2	102	3-3/8	86	3-1/2	89	.185	.275	.250	17.1	24.2
6 x 4	6-1/2	152	4-3/8	102	4-1/2	114	.250	.350	.275	42.3	63.5
7 x 4 1/2	7-1/2	191	4-3/8	114	4-1/2	114	.250	.350	.275	49.5	76.2
7 x 5	7-7/8	200	5-1/8	130	5-1/2	140	.250	.250	.210	68.6	102.9
8 x 5	8-1/2	216	5-3/8	137	5-1/2	140	.250	.400	.375	83.1	126.3
9 x 5	9-1/2	241	5-3/8	137	5-1/2	140	.250	.400	.375	90.7	138.8
11 x 5	11-7/8	302	5-1/4	133	5-1/2	140	.210	.250	.210	102.6	153.9
15 x 5	15-7/8	403	5	127	5-1/2	140	.210	.400	.350	154.2	235.9
19 x 5	19-7/8	505	5-1/4	133	5-1/2	140	.250	.400	.350	198.2	303.2
9 x 6	9-5/8	244	6-3/8	162	6-1/2	165	.300	.400	.375	124.7	190.8
10 x 6	10-5/8	270	6-3/8	162	6-1/2	165	.300	.400	.375	143.4	219.7
11 x 6	11-5/8	295	6-3/8	162	6-1/2	165	.300	.400	.375	159.8	244.5
12 x 6	12-5/8	321	6-3/8	162	6-1/2	165	.300	.400	.375	175.4	268.3
12 x 7	12-5/8	321	7-3/8	187	7-1/2	191	.330	.625	.450	219.7	350.9
14 x 7	14-5/8	371	7-3/8	187	7-1/2	191	.330	.625	.450	265.2	407.0
16 x 7	16-5/8	422	7-3/8	187	7-1/2	191	.330	.625	.450	301.2	460.9
14 x 8	14-5/8	371	8-3/8	213	8-1/2	216	.375	.625	.500	366.0	526.0
16 x 8	16-5/8	422	8-3/8	213	8-1/2	216	.375	.625	.500	381.4	599.2
18 x 8	18-5/8	473	8-3/8	213	8-1/2	216	.375	.625	.525	450.3	695.0
20 x 8	20-5/8	524	8-3/8	213	8-1/2	216	.375	.625	.525	499.3	763.9
24 x 8	24-5/8	625	8-3/8	213	8-1/2	216	.375	.625	.525	597.4	914.0
18 x 10	18-3/4	476	10-3/8	264	10-1/2	267	.440	.800	.750	661.5	1012.9

Use alone or as a Digger for MAXI-TUFF® AA Style plastic elevator buckets.

### DI-MAX® Ductile Iron AC

The **DI-MAX AC** style ductile iron elevator bucket is designed with thicker walls and a reinforced front lip to increase bucket life in tough industrial environments. Ductile iron is far superior to malleable iron in both impact and abrasion resistance. Replacing malleable iron with **DI-MAX** ductile iron elevator buckets will result in longer bucket life and more efficient operation.

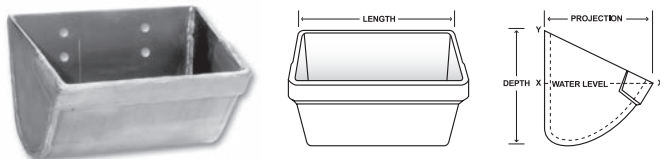


BUCKET SIZE, INCHES							THICKNESS			CAPACITY	
BUCKET SIZE	Length		Projection		Depth		Back Wall Thickness	Front Corner Thickness	Front Lip Thickness	Water Cu. Inches X-X	100% Gross Cu. Inches X-Y
	in.	mm	in.	mm	in.	mm					
12 x 8	12-1/2	318	9-1/4	235	9	229	.425	.575	.550	368.9	472.4
16 x 8	16-1/2	419	9-1/4	235	9	229	.425	.600	.550	508.1	651.4
18 x 10	18-3/4	476	11-1/2	292	11	279	.550	.675	.700	874.5	1139.2
24 x 10	24-3/4	629	11-3/4	298	11	279	.410	.725	.600	1231.6	1570.9

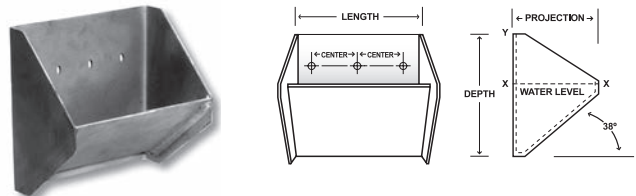
# INDUSTRIAL WELDED STEEL

Standard and Custom Styles

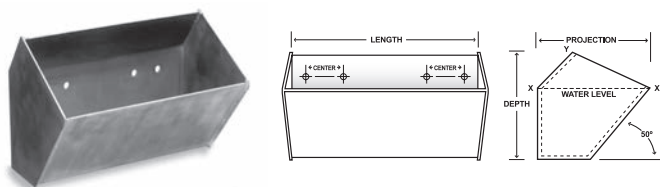
## AA Welded Steel



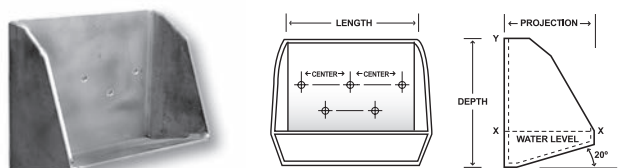
## MF (Medium Front) Continuous Welded Steel



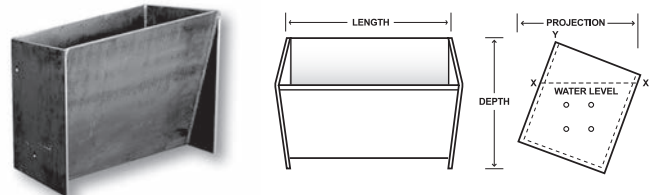
## AC Welded Steel



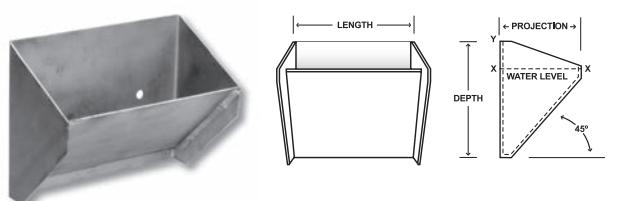
## LF (Low Front) Continuous Welded Steel



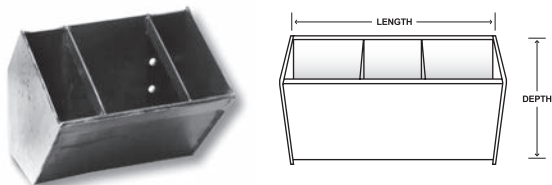
## SC Welded Steel



## HF (High Front) Continuous Welded Steel



## ACS Welded Steel



### GAUGE / THICKNESS OPTIONS:

14ga, 12ga, 10ga, 7ga, 1/4", 5/16", 3/8", 1/2" steel

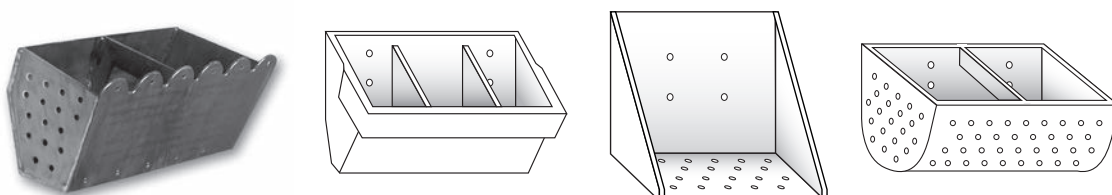
### OPTIONS:

Carbon Steel, Stainless Steel, AR Plate, Wear Lips, Hardened Surface, Hard Bead Welds and Food Grade Polishing

See Fabricated Steel Bucket general standards in full line guide and on website.

## Custom Elevator Buckets Built to Your Specifications. Call Us For a Custom Quote.

Providing customized solutions to solve your problems is important to Maxi-Lift. With our large custom metal fabrication shop, we can build products in almost any size, style, or design. Our engineers can work from your drawings, create CAD drawings for approval or copy a sample bucket. We can recommend a combination of materials to help solve wear and performance problems in difficult applications.



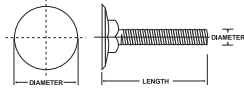


# ELEVATOR BOLTS

Same Day Shipping Available

## STANDARD ELEVATOR BOLT

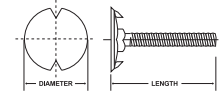
Standard #1 Norway  
• Zinc Plated  
(Carbon, Stainless Steel  
offered in select sizes)



STANDARD ELEVATOR BOLT			
SIZE, INCHES	WEIGHT / 100 PCS., LBS.	CASE QTY	KEG BULK QTY
1/4 x 1	3.24	1200	1700
1/4 x 1-1/4	3.43	1200	1500
1/4 x 1-1/2	3.73	1200	1300
1/4 x 1-3/4	3.98	1200	1200
1/4 x 2	4.29	1200	1000
1/4 x 2-1/4	4.88	600	900
1/4 x 2-1/2	4.92	600	800
5/16 x 3/4	4.76	1200	1200
5/16 x 1-1/4	5.55	1200	900
5/16 x 1-1/2	6.38	600	800
5/16 x 1-3/4	6.50	600	700
5/16 x 2	7.12	600	600
5/16 x 2-1/4	7.43	600	550
5/16 x 2-1/2	7.78	600	500
3/8 x 1-1/4	6.54	600	750
3/8 x 1-1/2	7.10	600	700
3/8 x 1-3/4	7.66	600	600
3/8 x 2	8.31	600	500
3/8 x 2-1/4	9.35	600	450
3/8 x 2-1/2	9.83	600	400
3/8 x 3	10.79	600	300

## SABRE-TOOTH® ELEVATOR BOLT

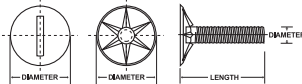
Sabre-Tooth®  
• Zinc Plated  
(Carbon, Stainless Steel  
offered in select sizes)



SABRE-TOOTH ELEVATOR BOLT			
SIZE, INCHES	WEIGHT / 100 PCS., LBS.	CASE QTY	KEG BULK QTY
1/4 x 3/4	2.94	1200	2000
1/4 x 1	3.24	1200	1700
1/4 x 1-1/4	3.43	1200	1500
1/4 x 1-1/2	3.73	1200	1300
1/4 x 1-3/4	3.98	1200	1200
1/4 x 2	4.29	1200	1000
1/4 x 2-1/4	4.88	600	900
1/4 x 2-1/2	4.92	600	800
5/16 x 3/4	4.76	1200	1200
5/16 x 1	5.05	1200	1000
5/16 x 1-1/4	5.55	1200	900
5/16 x 1-1/2	6.38	600	800
5/16 x 1-3/4	6.50	600	700
5/16 x 2	7.12	600	600
5/16 x 2-1/4	7.43	600	550
5/16 x 2-1/2	7.78	600	500
3/8 x 1-1/4	6.54	600	750
3/8 x 1-1/2	7.10	600	700
3/8 x 1-3/4	7.66	600	600
3/8 x 2	8.31	600	500
3/8 x 2-1/4	9.35	600	450
3/8 x 2-1/2	9.83	600	400
3/8 x 3	10.79	600	300

## RELIANCE ELEVATOR BOLT


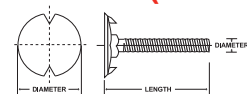
#3 Slotted Head  
• Zinc Plated



RELIANCE ELEVATOR BOLT			
SIZE, INCHES	WEIGHT / 100 PCS., LBS.	CASE QTY	KEG BULK QTY
1/4 x 3/4	2.7	1200	2400
1/4 x 1	1.9	1800	2500
1/4 x 1-1/4	3.0	1200	1800
1/4 x 1-1/2	3.5	1200	1800
5/16 x 1-1/4	4.9	1200	1200

## SABRE-TOOTH® BOLT (POINTED)

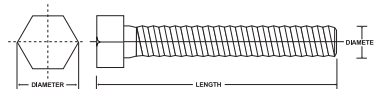
Sabre-Tooth®  
• Carbon Steel



SABRE-TOOTH ELEVATOR BOLT			
SIZE, INCHES	WEIGHT / 100 PCS., LBS.	CASE QTY	KEG BULK QTY
1/4 x 1-1/2	2.78	1300	1800
5/16 X 1-1/4	4.60	900	1200

## HEX HEAD BOLT

• Zinc Plated  
• Grade 5  
• Used with Chain Attachments



HEX-HEAD BOLT			
SIZE, INCHES	WEIGHT / 100 PCS., LBS.	CASE QTY	KEG BULK QTY
1/2 X 1	8.50	1200	1700
1/2 x 1-1/4	9.45	1200	1500
1/2 x 1-1/2	10.70	1200	1300
3/8 x 1	4.15	1200	1700
3/8 x 1-1/4	4.80	1200	1500
3/8 x 1-1/2	5.65	1200	1300







Maxi-Lift continually applies metallography tests to our fasteners to ensure the finest quality parts are upheld.

Maxi-Lift exceeds all industry standards for grade 2 elevator bolts.

# MAXI-LIFT BELT SPLICES

## Splice Comparison

### BELT SPLICE TECHNICAL DATA SHEET

		 MAXI-SPLICE <sup>®</sup>	 MAXI-SPLICE <sup>®</sup>	 MAXI-SPLICE <sup>®</sup> ULTRA	 MAXI-SPLICE <sup>®</sup> SUPER	 TITAN <sup>®</sup> THE ULTIMATE BELT SPLICE
PART DETAILS	Product	MAXI-SPLICE	MAXI-SPLICE	MAXI-SPLICE	MAXI-SPLICE	MAXI-SPLICE
	Brand	CI	AB	ULTRA	SUPER	TITAN
	Part No.	CI5	AB5	ULTRA5	SUPER5	TITAN
SPLICE CONSTRUCTION	Color	Silver	Manganese Bronze	Silver	Silver	Silver
	Construction	3 Piece Mechanical Clamping Device	3 Piece Mechanical Clamping Device	3 Piece Mechanical Clamping Device with NBR (Nitrile) Rubber Wedge	3 Piece Mechanical Clamping Device with NBR (Nitrile) Rubber Wedge	3 Piece Mechanical Clamping Device with HNBR Rubber Wedge
	Metal Material	Galvanized Cast Iron	Manganese Bronze	Aluminum	Aluminum	Aluminum
	Metal Description	Ferrous Cast Iron	Non-Ferrous Bronze	High Grade, Lightweight Aluminum	High Grade, Lightweight Aluminum	High Grade, Lightweight Aluminum
	Rubber Material	None	None	Replaceable NBR Rubber Wedge	Replaceable NBR Rubber Wedge	Replaceable HNBR Rubber Wedge
SPLICE SPECIFICATIONS	Weight (lbs.)	2.60	2.90	1.93	4.80	Per Application
	Length	3"	3"	4-1/2"	6-1/4"	6"
	Width	2"	2"	2-1/2"	3"	Per Application
	PIW Rated	Up to 600 PIW Tensile	Up to 800 PIW Tensile	Up to 800 PIW Tensile	800-1200 PIW Tensile	Over 1200 PIW
	Recommended Belt Thickness	1/4" to 5/8"	1/4" to 5/8"	1/4" to 5/8"	3/8" to 3/4"	Per Application
BOLT SPECIFICATIONS	No of Bolts	1	1	1	2	Per Application
	Bolt Grade	Grade 5 Hex Head Bolt	Grade 5 Hex Head Bolt	Grade 5 Hex Head Bolt	Grade 5 Hex Head Bolt	M16 10.9 Hex Head Bolt
	Bolt Diameter (Inches)	1/2"	9/16"	5/8"	3/4"	Per Application
	Bolt Length (Inches)	5"	5"	4-1/2"	5" and 5-1/2"	Per Application
	Washers	Yes	Yes	Yes	Yes	Yes
	Nuts	Nylock	Nylock	Nylock	Nylock	Oval Lock Nut
	Recommended Torque *	75 ft./lbs.	100 ft./lbs.	125 ft./lbs.	150 ft./lbs.	Per Application
SHIMS	Template Tape Included	Yes	Yes	Yes	Yes	Requires Special Template
	Required Shims Per Belt Thickness	N/A	N/A	Under 5/16" - No Shims 5/16" to 3/8" - 1 Shim 3/8" to 5/8" - 2 Shims	Under 1/2" - No Shims 1/2" to 5/8" - 1 Shim 5/8" to 3/4" - 2 Shims	N/A
TEMPERATURE RATINGS	Max. Operating Temps	600° F / 350° C	500° F / 260° C	200° F / 93° C (NBR Rubber Wedge Limiting Factor) - Alternative Wedges Available for Higher Temperatures	200° F / 93° C (NBR Rubber Wedge Limiting Factor) - Alternative Wedges Available for Higher Temperatures	320° F / 160° C (HNBR Hydrogenated Nitrile Butadiene Rubber Wedge Limiting Factor)
	Nylock Nut Max. Temp	250° F	250° F	250° F	250° F	320° F
MINIMUM HEAD PULLEY	Agricultural (High Speed) **	12"	12"	24"	30"	48"
	Industrial (Centrifugal/Gravity)	12"	12"	20"	36"	48"
BUCKET PROJECTION	Minimum Recommended	4"	4"	5"	7"	8"
FEATURES/ BENEFITS		Strong, Standard, Mechanical Splice	Non-Sparking, Non-Corroding, Non-Rusting	Non-Sparking, Non-Corroding, Non-Rusting, Longer Belt Life	Non-Sparking, Non-Corroding, Non-Rusting, Longer Belt Life	Non-Sparking, Non-Corroding, Non-Rusting, Longer Belt Life

\* When torquing splice bolts, do not use impact wrench as over-torquing will cause both belt and splice failure. In addition, under torquing could lead to insufficient clamp pressure and could create splice failure, and tracking issues. \*\* On smaller pulleys, the metal shims must be installed correctly, or the rubber wedge could fail. Customer is responsible for checking the splices on a consistent basis for correct torque during splice operation. Do not reuse hardware (bolts, nylock or oval nuts) when reinstalling splices. Please always read Maxi-Lift Installation Instructions and apply template tape when installing splices for correct installation. See website for more details.

**Do not use Maxi-Lift splices on any type of belt manlifts.**

U.S. Utility Patent: "U.S. Pat. 9,605,730 B2. U.S. Design Patent: "U.S. Des. Pat. D724,289 S. European Patent Application No. 15154390.7



# MAXI-LIFT BELT SPLICES

## Elevator Belt Fastening Systems

### MAXI-SPLICE SUPER & ULTRA

The **MAXI-SPLICE SUPER** and **ULTRA** are the next generation of elevator belt splices. The unique design embraces our Maxi-Splice three piece construction, with the addition of an NBR rubber wedge to protect against belt wear for long life. Each is designed with a larger radius for improved belt life. The smaller **ULTRA** features a single bolt design. The larger **SUPER** has two bolts for additional clamping force and plate friction.

#### MAXI-SPLICE SUPER

- High Grade, Lightweight Aluminum Construction
- NBR Rubber Wedge Protects Backside of Belt
- High Temp Options Available for Bottom Wedge
- Weight: 4.8 lbs. each
- Two Bolt Design
- 3/4" x 5" and 3/4" x 5-1/2" Hex Head Bolts
- Usable on Belts Rated 800-1200 PIW tensile.

#### MAXI-SPLICE ULTRA

- High Grade, Lightweight Aluminum Construction
- NBR Rubber Wedge Protects Backside of Belt
- High Temp Options Available for Bottom Wedge
- Weight: 1.93 lbs. each
- One Bolt Design
- 5/8" x 4-1/2" Hex Head Bolt
- Rated for belts up to 800 PIW



### MAXI-SPLICE® AB & CI


- The MAXI-SPLICE is a mechanical clamping device with a simple 3-piece construction. The design is for use on PVC and rubber belting.
- Maximum operating temperatures: AB: 500°F, CI: 600°F.
- Each splice set accommodates two inches of belt width.
- It is tested and approved by leading manufacturers of PVC and rubber belting.

#### MAXI-SPLICE AB

- 9/16" Diameter Grade 5 Bolt
- 9/16" x 5" Hex Head Bolts
- Non-Ferrous Metal of Very High Tensile Strength
- Usable On Belts of up to 800 PIW Tensile
- Non-Sparking, Non-Corroding & Non-Rusting
- Bronze Color
- Weight: 2.9 Lbs. Each

#### MAXI-SPLICE CI

- Ferrous Metal of Moderately High Tensile Strength
- 1/2" x 5" Hex Head Bolts
- Usable on Belts of Up to 600 PIW Tensile
- Silver Color
- Weight: 2.6 Lbs. Each



### WARNING: DO NOT USE MAXI-SPLICE ON MANLIFTS!

Please read all instructions before installing any Maxi-Splice product. Instructions can be found at [www.maxilift.com](http://www.maxilift.com). Failure to follow installation instructions may result in splice failure. As with any belt splice, continuous, regular inspections are required or failure can occur.

Never mix Maxi-Splice products on a single installation. Reduced or uneven clamping pressure may occur compromising splice integrity and could result in splice failure.

Maxi-Lift neither solicits nor recommends the use of any Maxi-Splice belt clamp for splicing man-lift belts. Maxi-Splices were neither designed for nor tested for this purpose. Any installation of a Maxi-Splice product for this purpose may result in splice failure causing serious bodily harm or even death. Do not use on steel cable belts.

Do not re-use nylon insert lock nuts when reinstalling Maxi-Splices. Please use new nylock nuts for reinstallation. Replacements are available from Maxi-Lift.

For applications exceeding 250° F, nylon insert lock nuts may not be used, as this temperature range exceeds the manufacturer's threshold for nylon integrity. Compression locking nuts should be utilized instead.

While the AB and CI Maxi-Splice may be used on wing pulleys, they may contribute to wear on the backside of the belt at the splice. It is the user's responsibility to inspect the splice at regular maintenance intervals to prevent failure. Noise may also be heard as the splice contacts the wings of the pulley.

**DISCLAIMER:** The information provided in this catalog may include inaccuracies or typographical errors. Changes are periodically made to the information contained in this catalog. Updated information / changes can be made at any time. Specific questions about the information contained in this catalog can be confirmed with Maxi-Lift at (800) 527-0657, (972)735-8855 or faxed to (972)735-8896.

\*All Engineering and technical data provided by Maxi-Lift or Maxi-Lift employees is for general reference only and does not guarantee perfect discharge, or required throughput capacities (bushels per hour, tons per hour, etc) for all bucket elevators including all range of speeds shown within the speed range. We also do not guarantee any impact on material damage as material is moved through a bucket elevator.


Tolerances: Thermal plastic molded products will vary slightly in size, capacity and weight. Consult Maxi-Lift for details.

Manufacturer recommends storing plastic buckets away from exposure to the sun, as its UV rays and other general weather conditions will diminish the life the product. Exposure to outside weather elements voids all warranties.


# MAXI-LIFT ELEVATOR BUNDLES!



BUCKETS



BELTING



SPLICES



& BOLTS

COMPLETE ELEVATOR  
**REBUILD**



Rev. 02.23

800.527.0657 **Maxi-Lift Inc.** MAXILIFT.COM

16400 MIDWAY RD ADDISON, TX USA 75001 • PH: (972)735-8855 • FX: (972)735-8896 • INFO@MAXILIFT.COM